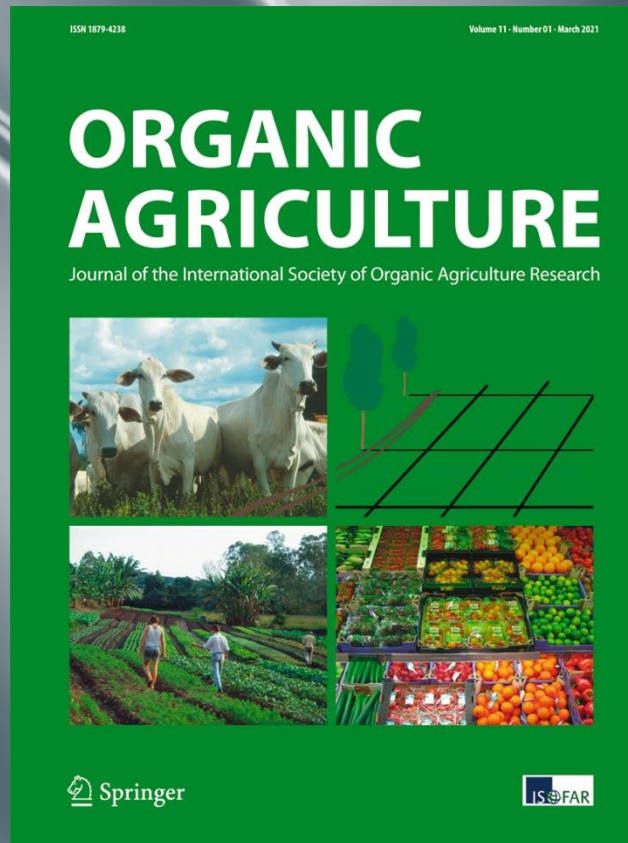


## 2020 Publisher's Report



[www.springer.com/13165](http://www.springer.com/13165)

CONFIDENTIAL

# About this journal

## About this Journal:

The journal *Organic Agriculture* is a multidisciplinary journal aiming to publish outstanding research papers on *organic agriculture* and related food systems. The journal also includes invited critical reviews on topical issues, and concept notes for the development of *organic agriculture* and related research. The journal covers the principles and practice of *organic agriculture* and food systems encouraging papers that provide a systemic, participatory, and interdisciplinary approach to the subject and those proposing innovations beyond current standards or practices. Early-career studies of high scientific quality are particularly welcome.

According to the definition given by the International Federation of *Organic Agriculture* Movements (IFOAM) (March 2005; <https://www.ifoam.bio/en/organic-landmarks/definition-organic-agriculture>), “*organic agriculture* is a production system that sustains the health of soils, ecosystems and people. It relies on ecological processes, biodiversity and cycles adapted to local conditions, rather than the use of inputs with adverse effects. *Organic agriculture* combines tradition, innovation and science to benefit the shared environment and promote fair relationships and a good quality of life for all involved.”

The journal *Organic Agriculture* takes IFOAM's definition of *organic agriculture* stated above as the focus of its Aims and Scope, and consequently will accept papers which report studies that are carried out within organic farming systems, where the system uses the methods of *organic agriculture* based on the IFOAM principles (<https://www.ifoam.bio/en/organic-landmarks/principles-organic-agriculture>) and strategy (<https://www.ifoam.bio/en/organic-policy-guarantee/organic-30-next-phase-organic-development>).

To address the challenges of developing sustainable food and farming systems, the journal seeks contributions covering the whole supply chain from farm to fork. The journal scope ranges from technical and socio-economic constraints to productivity, food processing and quality, market development, consumer research, animal and human health and welfare, and ethical, policy and governance issues. High quality papers focusing on innovation at technical, social, ecological and economic levels and constant improvement of best agro-ecological practices, as well as all cutting-edge topics in the development of *organic agriculture* and food systems are specifically encouraged.

# About this journal

*Organic Agriculture* is the official journal of the International Society of *Organic Agriculture* Research ([www.isofar.org](http://www.isofar.org)).

*Organic Agriculture* is published quarterly (March, June, September, December). *Organic Agriculture* is available through Springer Developing Countries Initiative such as AGORA and HINARI.

# Editorial Board

## Editor-in-Chief

**Raffaele Zanolì**, Università Politecnica, Ancona, Italy

## Associate Editor: Agri-ecology

**Francesco Montemurro**, CREA, Italy

## Associate Editor: Animal

**Lisa Baldinger**, Thuenen-Institute, Germany

**Andre Brito**, University of New Hampshire, USA

**Mahesh Chander**, IVRI, India

**Håvard Steinshamn**, Norwegian Institute of Bioeconomy Research (NIBIO), Norway

## Associate Editor: Food and processing

**Wahyudi David**, Universitas Bakrie, Indonesia

**Ewa Rembiałkowska**, WULS, Poland

## Associate Editor: Plant and soil

**Stefano Canali**, CREA, Italy

**Julia Cooper**, University of Newcastle, UK

**Kathleen Delate**, Iowa State University, USA

**Azim Khaled**, INRA-CRRA, Morocco

**Anne-Kristin Løes**, NORSOK, Norway

**Dilip Nandwani**, Tennessee University, USA

**Sonam Tashi**, University of Bhutan, Bhutan

**Jessica Shade**, The Organic Center, USA

## Associate Editor: Socio-economy, policy, ethics

**Regine Andersen**, Fridtjof Nansen Institutt, Norway

**A.K. Sherief**, College Of Agriculture Vellayani, India

## Editorial board

**Reza Ardakani**, Azad University, Iran

**Daniel Neuhoff**, University of Bonn, Germany








**Victor Olowe**, University of Agriculture, Nigeria

**Ilse Rasmussen**, ICROFS, Denmark

## Editor-in-Chief Emeritus

**Gerold Rahmann**, Thuenen-Institute of Organic Farming, Germany

# Journal Metrics

SPEED	USAGE	IMPACT
 <b>45</b> No. of days from Submission to first decision (2020)	 <b>78,374</b> No. of downloads (2020)	 <b>2.0</b> CiteScore - 2019
 <b>20</b> No. of days from acceptance to online publication (2020)	 <b>289</b> Number of Social Media mentions (2020)	 <b>0.865</b> SNIP - 2019 Source Normalized Impact per Paper
		 <b>15</b> h5 Index - 2019

# 1 Editorial Development

# 1.0

# 1 Editorial Development

During the peer review process, submitted manuscripts go through one or more revision stages leading up to acceptance or rejection.

The table below summarizes the activity for the journal office between January 1st and December 31st of each year. Only “Original Submissions” have been taken into account.

The rejection rate for 2020 is calculated as the number of rejected manuscripts in 2020 compared to the total number of accept/reject decisions made in 2020.

## 1.1 Editorial Status Summary

Submissions	2019	2020	Mar-2021
<b>Total Submitted</b>	<b>140</b>	<b>254</b>	<b>37</b>
<b>Total Decisoned</b>	<b>133</b>	<b>237</b>	<b>45</b>
Accept	33	64	8
Reject*	88	125	31
Withdrawn	12	48	6
Acceptance Rate	25%	27%	18%
Rejection Rate	66%	53%	69%
Withdrawal Rate	9%	20%	13%
Average Days to First Decision	50	45	60
Average Days to Final Disposition Accept	238	111	287
Average Days to Final Disposition Reject	67	62	49

**Disclaimer:** Please note that the term “Reject” counts rejection decisions at any stage and for all reasons, such as: Reject before review; Reject after review; Reject, but resubmit; or Reject, out of scope; and so forth. In addition: Only the papers for which the ‘Final Disposition Date’ has been set are taken into account.

Final disposition date means that a manuscript is fully completed.

**\*Note:** Reject/Transfers numbers based on final disposition term

# 1 Editorial Development

## 1.2 Author Region of Origin of Manuscripts Submitted and Accepted

Region	Number of Manuscripts Submitted			Number of Manuscripts Accepted*		
	2019	2020	Mar-2021	2019	2020	Mar-2021
GERMANY	4	15		5	11	1
USA	10	10	1	5	8	1
FRANCE		6		1	4	
NORWAY	1	4			4	
NIGERIA	10	12	1	1	3	
INDONESIA	4	9		1	2	1
MOROCCO	2	5		1	2	
MALAYSIA	1	2	2		2	
NETHERLANDS	1	2			2	
SWEDEN	4	3		2	2	1
AUSTRIA		2			2	
LUXEMBURG		2			2	
BANGLADESH	4	6			1	
BRAZIL	1	18	6	1	1	
ALGERIA	5	4	1	2	1	
ECUADOR	1				1	
FINLAND	1	3	1	1	1	1

\*sorted by "number of manuscripts accepted 2020" from large to small

Region	Number of Manuscripts Submitted			Number of Manuscripts Accepted*		
	2019	2020	Mar-2021	2019	2020	Mar-2021
UNITED KINGDOM	2	2			1	
HUNGARY	3	1			1	
INDIA	31	38	5	1	1	
ITALY	4	3	1	3	1	
JAPAN	1	1		1	1	
SRI LANKA	4	1			1	
POLAND	1	1			1	
THAILAND	2	4	3		1	
TUNISIA	1	4	1	1	1	
TAIWAN	1				1	
VIETNAM	1	3			1	
SWITZERLAND		3			1	1
CZECH REPUBLIC		3			1	
SPAIN		1			1	
GREECE		1			1	
ARGENTINA	1	2				
CHILE				1		



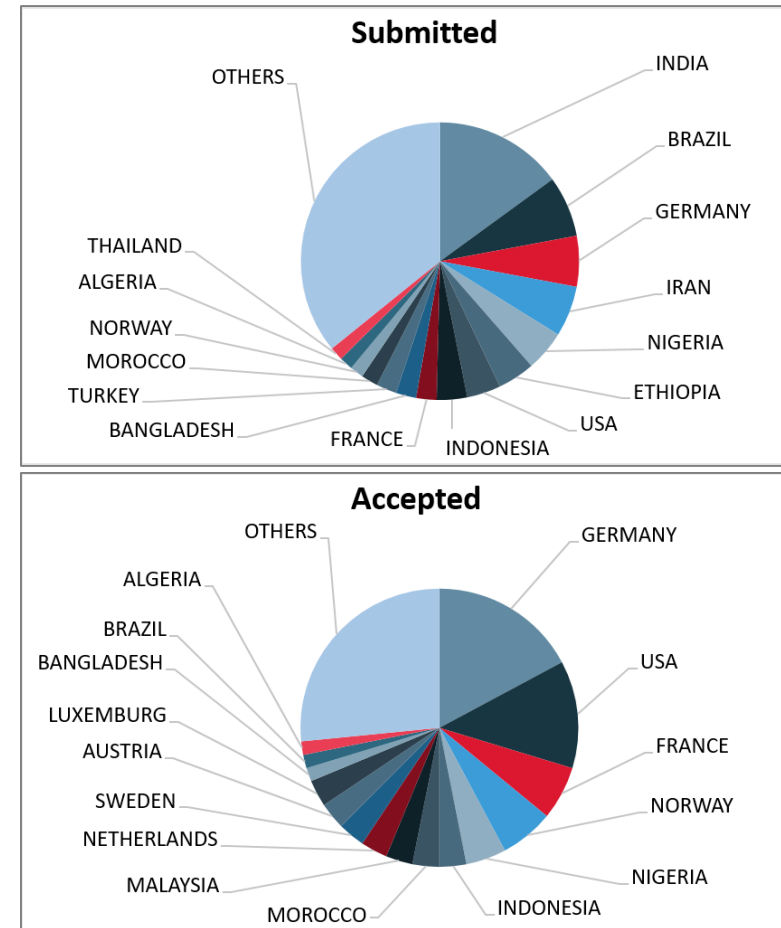
# 1 Editorial Development

## 1.2 Author Region of Origin of Manuscripts Submitted and Accepted

Region	Number of Manuscripts Submitted			Number of Manuscripts Accepted*		
	2019	2020	Mar-2021	2019	2020	Mar-2021
EGYPT	4	3				
ETHIOPIA	7	11	5			
IRAQ	2	1	2			
IRAN	13	15	2			
NORTH KOREA	1	1				
PHILIPPINES	1	3		2		1
PAKISTAN	1	4				
PORTUGAL	1	1				
REUNION				1		
RUSSIAN FEDERATION	1	3		1		
SAUDI ARABIA	1	1				
SUDAN	1			1		
SENEGAL	1					
TURKEY	1	6				
OTHER REGIONS	4	34	6	1		1
<b>TOTAL</b>	<b>140</b>	<b>254</b>	<b>37</b>	<b>33</b>	<b>64</b>	<b>8</b>

**Disclaimer:** Please note that the number of manuscripts submitted and the number of manuscripts accepted is a summary of activities between January 1st and December 31st of each year. A manuscript may have been submitted in a certain year, but not accepted in that same year, e.g. is still in process.

\*sorted by "number of manuscripts accepted 2020" from large to small



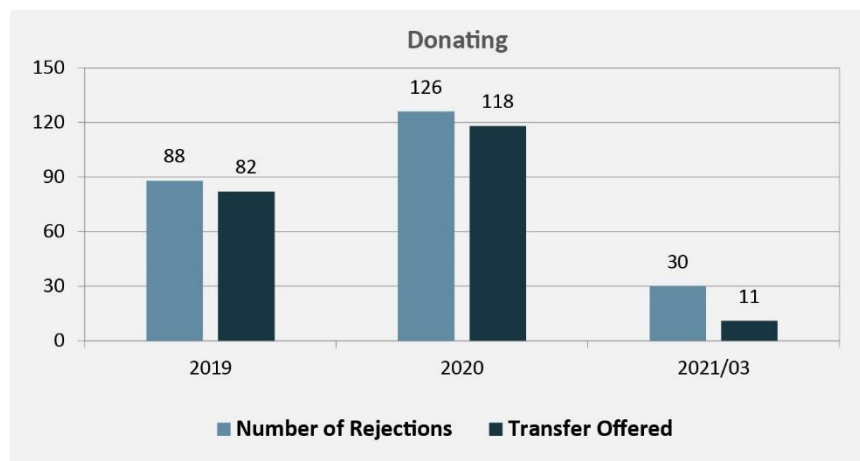
# 1 Editorial Development

## 1.3 Manuscript transfers

**How does the manuscript transfer service benefit the scientific community?**

Authors benefit from a convenient way to resubmit their manuscript to a suitable journal, while editors can expand their journal's service by offering a friendly alternative to rejection without any additional work. Receiving transfers from other journals will give you access to interesting new submissions for your journal. The entire publication process can be faster if review reports are included in the transfer, reducing the workload for the reviewer community. Find more details at [www.springer.com/transfer](http://www.springer.com/transfer).

Number of transfer offers made by *Organic Agriculture*.



**Overview of Transfers offered, received and accepted**

	2019	2020	Mar-2021
<b>Donating</b>			
Number of Rejections*	88	126	30
Transfer Offered	82	118	11
<b>Receiving</b>			
Transfers Received	8	17	2
Transfers Accepted	1	1	



**\*Disclaimers:** Rejection date based on final decision date as this is the point in time where the author is informed about the rejection and a transfer offer is possible. For Transfers this is seen as the starting point of the process.

# 1 Editorial Development

## 1.4 Manuscript Tracker

The below table shows where manuscripts rejected (in 2019 & 2020) by *Organic Agriculture* were eventually published

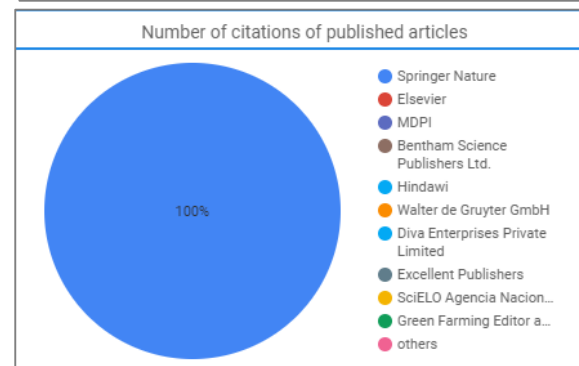
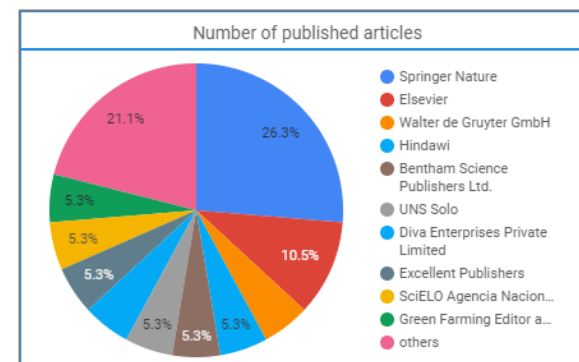
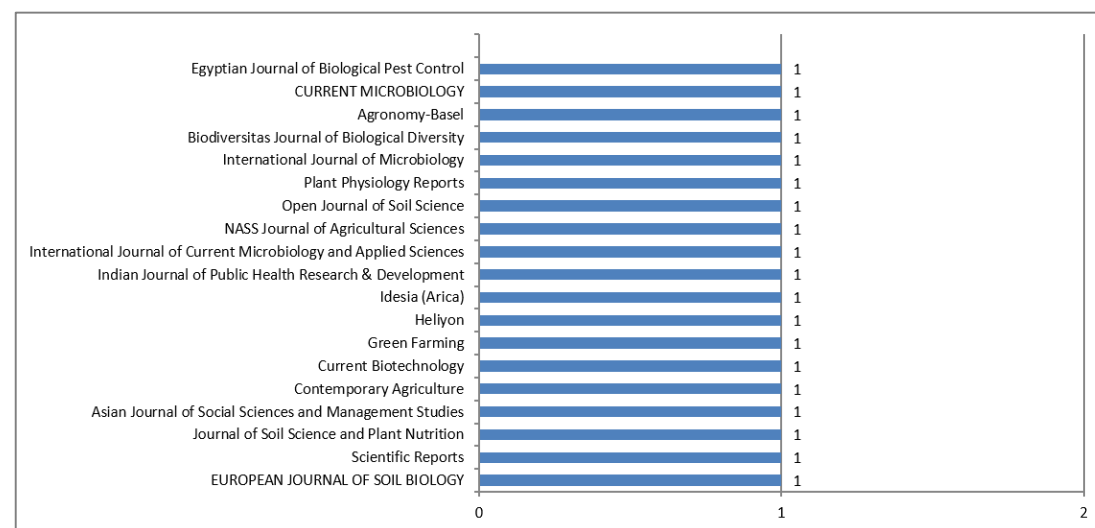
2019	2020	Found SpringerNature	Found Elsewhere
88	125	5	14

*Disclaimer:* We use our manuscript tracking tool to analyse where manuscripts that are rejected by our journals are eventually published.

“Found” means the manuscript could be found as published by a SpringerNature journal or elsewhere. Our tracking tool is designed to return positive results with a high degree of confidence (i.e. low false positives) but some published manuscripts might have been missed (false negatives).

“Not found” means the manuscripts could not be found as published. Maybe it has not been resubmitted, it could be submitted and still in a publishers workflow or the title and authors have changed significantly.

Top 20 journals with articles published elsewhere (or with SN)



Run Date: 19<sup>th</sup> May 2021

# 1 Editorial Development

## 1.5 Publication Ethics and Research Integrity

Journal Editors, in cooperation with Editorial Board members and reviewers, safeguard the quality and integrity of journal content. The [Springer Nature Code of Conduct](#) and the [Committee on Publication Ethics](#) (COPE) describe Editors' responsibilities.

Springer Nature supports Editors in preventing and addressing ethics issues and research misconduct. Services include plagiarism-detection software, [e-learning courses for Editors](#), and a specialist advisory team: [the Springer Nature Research Integrity Group](#).

Plagiarism, authorship disputes, data fabrication and peer-review manipulation are the most-common issues. Editors who would like assistance resolving such issues should contact their Publishing Editor in the first instance. The Publishing Editor can consult the Research Integrity Group for complex cases.

Springer Nature continuously updates editorial policies in response to emerging issues. Recent policy developments (implemented according to individual journal scope and partner approval) address citation manipulation, diversity of Editorial Boards, sex and gender in research, preprint sharing, data availability statements, and submissions of high concern.

### *Organic Agriculture*

- is a member of COPE ☒
- is using plagiarism-detection software ☒
- retracted [0] papers in [2020] ☐

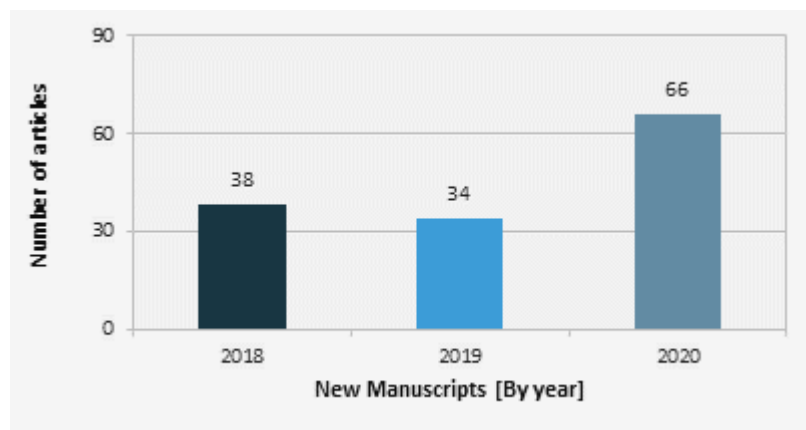
## 2 Production

# 2.0

## 2 Production

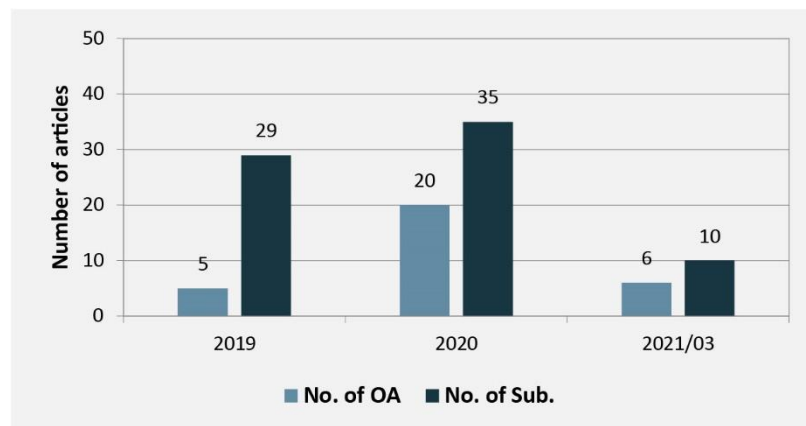
### 2.1 Production Volume

#### Manuscripts Accepted for Publication

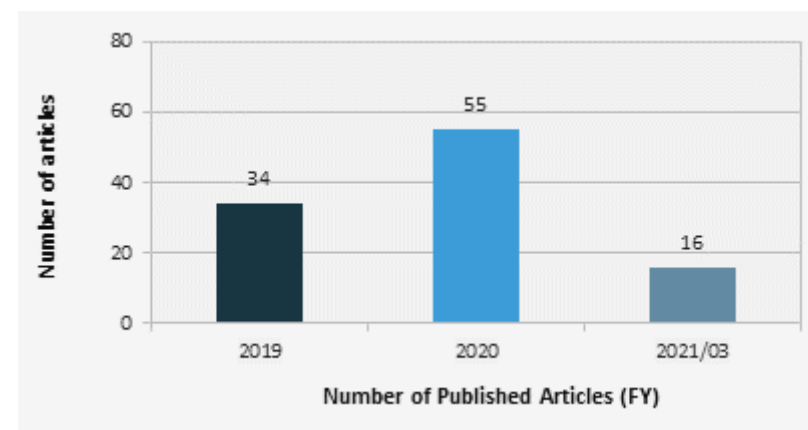


This table provides an overview of the number of manuscripts accepted for publication by the Editor-in-Chief and received by Springer Nature Production.

#### Number of OA Articles vs. Number of Subscription Articles



#### Number of Published Articles (FY)



#### Published Online means that articles are:

- **Published electronically in the journal:** These are final articles published online after an author has reviewed proofs and all corrections have been carried out. Metadata is sent to all relevant bibliographic services for inclusion in abstracting and indexing databases immediately after online publication.
- **Fully citable by their DOI (Digital Object Identifier):** Articles are in citable form 2-3 weeks after acceptance, before distribution of the journal's print edition (if any). The official publication date is the online publication date, which is stated online and in any printed version.
- **Published also in PDF format:** For publication of the printed version, only the final pagination and the citation line are added.
- **Published as Online First articles:** where journals are issue based (i.e. do not use continuous articles publishing) and accepted articles have to wait for allocation to an issue. Online First enables earlier usage and citations.

## 2 Production

### 2.1 Production Volume

#### Online Issues – 2020 Publication Schedule

Volume / Issue	Special Issue Title	Planned			Actual		
		publication date	articles per issue	pages per issue	publication date	articles per issue	pages per issue
Volume 10 / Supplement 1	Special issue: Organic World Congress 2020	21-12-2020			29-12-2020	19	178
Volume 10 / Issue 1		15-03-2020	12	150	02-03-2020	12	124
Volume 10 / Issue 2		15-06-2020	12	150	27-06-2020	10	128
Volume 10 / Issue 3		15-09-2020	12	150	08-08-2020	12	156
Volume 10 / Issue 4		15-12-2020	12	150	04-12-2020	10	112
<b>Total</b>			<b>48</b>	<b>600</b>		<b>63</b>	<b>698</b>

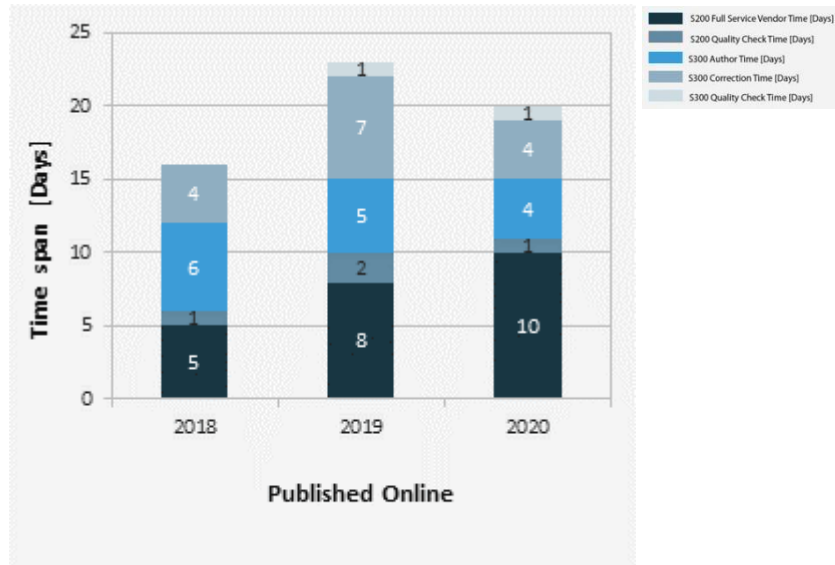
#### Online Issues – 2021 Publication Schedule

Volume / Issue	Planned			Actual		
	publication date	articles per issue	pages per issue	publication date	articles per issue	pages per issue
Volume 11 / Issue 1	15-03-2021	12	150			
Volume 11 / Issue 2	15-06-2021	12	150			
Volume 11 / Issue 3	15-09-2021	12	150			
Volume 11 / Issue 4	15-12-2021	12	150			
<b>Total</b>		<b>48</b>	<b>600</b>		<b>0</b>	<b>0</b>

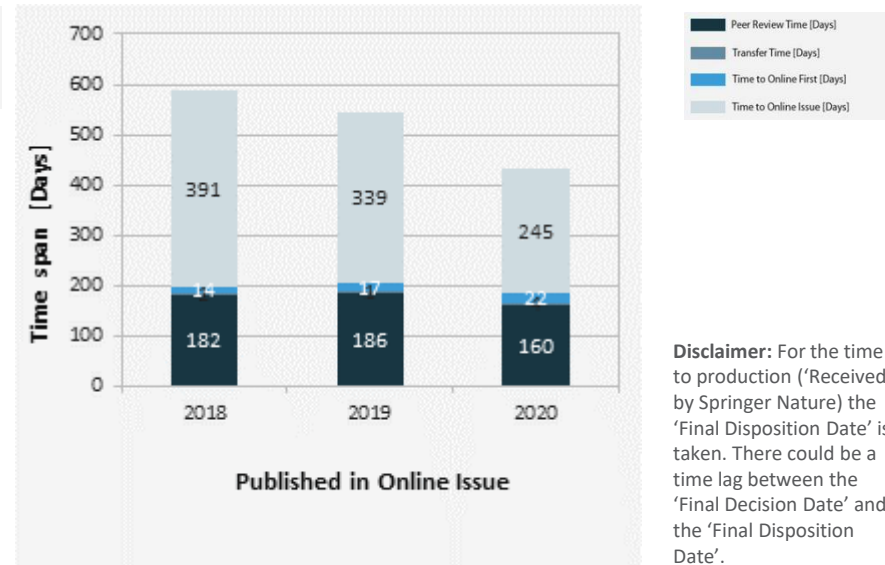
## 2 Production

### 2.2 Production Turnaround Time

Average Time Between Receipt at Publisher and Published Online (by year 2018 + 2019 + 2020)



Average Time from Acceptance at Publisher to Publication in an Online Issue (by year 2018 + 2019 + 2020)



**Disclaimer:** For the time to production ('Received by Springer Nature') the 'Final Disposition Date' is taken. There could be a time lag between the 'Final Decision Date' and the 'Final Disposition Date'.

### Disapproval Rate

Production turnaround times are sometimes affected by delays in handling proof corrections resulting in *proof rejections* (usually by the author, but sometimes by the Editor handling the proof). The figure opposite indicates the disapproval rate for this journal. Springer Nature has set the average – for 2020 – at 4%. "Disapproval rates above 4% could be an indication for a need to improve the proof turnaround times."





## 2 Production

### 2.3 ORCID



ORCID stands for Open Researcher and Contributor ID and is a non-profit organization supported by a global community of members, including research organizations, publishers, funders and other stakeholders in the research ecosystem. Springer Nature has worked with this community from its beginning and integrated the ID into systems and workflows.

Authors and peer reviewers are increasingly using ORCID to make sure that their works are uniquely linked to their name. Problems such as several researchers sharing the same name are solved by this unique, persistent and global ID. It is free and simple to get by registering at [orcid.com/register](https://orcid.com/register). Researchers can then build their profile pages including their publication and peer reviewer activity. Springer Nature authors and peer reviewers can obtain an ID during the submission process in Editorial Manager. Upon publication, the ID can be found in the article on SpringerLink and in the PDF file. The ID is part of the metadata, which supports Crossref Auto-Update service: if the authors agree, their newly published articles are automatically listed in their ORCID record. Peer reviewers are offered an option to have their verified peer review activity directly transmitted to ORCID during submission. These services offer our researchers an opportunity to link their work with their individual unique identifier.

2019		2020		2021 (Jan-Mar)	
Authors with ORCID	Corresponding Authors with ORCID	Authors with ORCID	Corresponding Authors with ORCID	Authors with ORCID	Corresponding Authors with ORCID
26	23	61	43	19	13

## 3 Circulation

# 3.0

## 3 Circulation

The way in which scientific journals are purchased has changed significantly over the past few years. The traditional business model, in which journals (print publications) are subscribed to, is being increasingly replaced by individually negotiated agreements for online access, including consortia, multi-site licenses, and site licenses, all referred to as “online deals”.

For established journals we see a growing conversion from discrete\* subscriptions to inclusion in online deals.

For newer journals subscription growth will be mostly the result of such online deals. Institutions buy fewer print subscriptions and license more and more content electronically. Overall, this will lead to wider exposure, as well as visibility and usage, of *Organic Agriculture*.

\*Discrete subscriptions are subscriptions individually subscribed to at list price via our customer service centers.

### 3.1 Institutional Subscriptions

	Subscription Type				
Region	E-Only	Print plus free eAccess (current year)	Enhanced	Deeply Discounted Price (DDP)	Total 2020
Americas					0
Asia Pacific	1	1			2
EMEA*		1		1	2
<b>Grand Total</b>	<b>1</b>	<b>2</b>	<b>0</b>	<b>1</b>	<b>4</b>

\*EMEA = Europe, Middle East and Africa

Run Date: 19<sup>th</sup> May 2021

Springer offers three types of subscription models, which are clearly communicated to the market via the Springer pricelist published in August of the year preceding the subscription year concerned:

- **E-only:** Subscribers purchase electronic journal current articles at list price and receive free access to Contemporary Articles (1997 – current)
- **Print Plus Free Electronic:** Subscribers that purchase current print journals at list price are offered free electronic access to Current Articles
- **Enhanced:** Subscribers purchase current print journals at list price plus 20% and receive free access to Contemporary Articles (1997 – current)
- In addition **special online deals** can be negotiated, which may be electronic-only or print and electronic. In cases of electronic-only, the contract party may choose to also subscribe to selected titles in print against Deeply Discounted Prices (**DDP**).

## 3 Circulation

### 3.2 Online Deals

	2018		2019		2020	
Region	Number of Deals	Institutions with exposure via online deals	Number of Deals	Institutions with exposure via online deals	Number of Deals	Institutions with exposure via online deals
Americas	61	1,746	54	1,054	59	1,425
Asia Pacific	119	1,905	182	1,522	192	1,534
EMEA*	113	3,701	93	2,861	105	3,645
<b>Grand Total **</b>	<b>293</b>	<b>7,352</b>	<b>329</b>	<b>5,437</b>	<b>356</b>	<b>6,604</b>

The type of deal, as well as the type and number of “members” or “sites” participating in these deals, varies greatly. Also the way in which these members and sites are administrated in our contracts can vary considerably. For example in a consortium deal we count institutions as “members”, which in themselves may represent many locations/schools/libraries. Therefore the numbers given in the tables in this section should be viewed as an indication of distribution of the title through online deals.

The figures provided under “Institutions with exposure via online deals” refer to institutions that have exposure to the journal as part of an online deal with Springer (consortia, multi-site licenses, and site licenses). This does not mean that these institutions had fully paid institutional subscriptions and/or are paying the equivalent of the list price to obtain access to the journal under an online deal arrangement.

\*EMEA = Europe, Middle East and Africa

\*\*The Research4Life online access data are not included in the above table (see Appendix for more information)

Run Date: 19<sup>th</sup> May 2021

### 3.3 TA Agreements/Compact Deals

	2020	
Region	Number of Deals	Institutions with exposure via TA Agreements
Americas		
Asia Pacific	2	57
EMEA*	11	1,891
<b>Grand Total **</b>	<b>13</b>	<b>1,948</b>

Transformative Agreements:

<https://www.springernature.com/gp/open-research/institutional-agreements>

Our Transformative Agreements enable participating institutions to combine journal subscription access along with OA publication costs (APCs).

In addition to managing the cost and administration of OA, Transformative Agreements offer authors an easy way to comply with funders’ OA requirements.

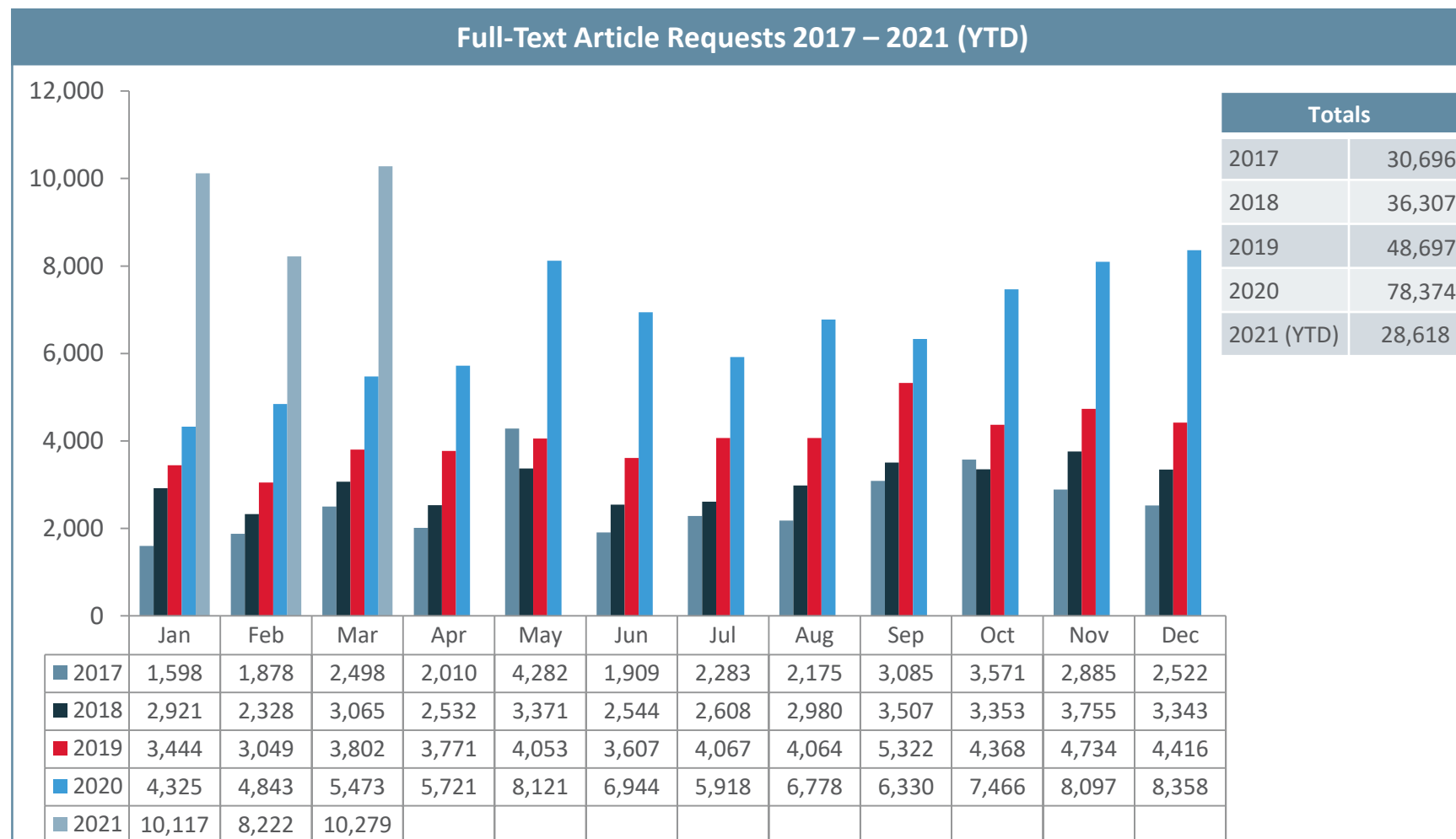
If your institution has a Transformative Agreement, you may publish your article OA with your fees covered, in Springer Nature journals that are included in the agreement.

## 4 Usage

# 4.0

## 4 Usage

### 4.1 Successful Full-Text Article Requests



Source: COUNTER usage data on Google BigQuery. Downloads from SpringerLink, Nature.com and BMC Platform .

## 4 Usage

### 4.2 Top 10 Full-Text Article Requests 2020 (publication years 2018–2020)

Title	Author	Article Types	Volume	Issue	Year*	Article Requests 2020
Feed efficiency, growth performance, and carcass characteristics of a fast- and a slower-growing broiler hybrid fed low- or high-protein organic diets <a href="#">Open Access</a>	Mehdi Rezaei et al.	Original Paper	8	2	2018	5,906
Perspectives on permaculture for commercial farming: aspirations and realities <a href="#">Open Access</a>	Immo Fiebrig, Sabine Zikeli, Sonja Bach, Sabine Gruber	Brief Communication	10	3	2020	4,498
Converting to organic farming as a way to enhance adaptive capacity <a href="#">Open Access</a>	Maëlys Bouttes, Ika Darnhofer, Guillaume Martin	Original Paper	9	2	2019	2,963
Conventional versus organic farming systems: dissecting comparisons to improve cereal organic breeding strategies <a href="#">Open Access</a>	Antonin Le Campion, François-Xavier Oury, Emmanuel Heumez, Bernard Rolland	Review Paper	10	1	2020	2,827
Nematode parasite eggs in pasture soils and pigs on organic farms in Sweden <a href="#">Open Access</a>	Kristina Lindgren et al.	Original Paper	10	3	2020	2,404
Leg health, growth and carcass characteristics in growing-finishing pigs of two different genotypes reared on Swedish organic farms <a href="#">Open Access</a>	A. Wallenbeck, C. Eliasson, N. Lundeheim, K. Nilsson	Original Paper	10	1	2020	1,883
Characteristics of organic dairy major farm types in seven European countries <a href="#">Open Access</a>	A. Wallenbeck et al.	Original Paper	9	3	2019	1,868
The many meanings of organic farming: framing food security and food sovereignty in Indonesia <a href="#">Open Access</a>	Viola Schreer, Martina Padmanabhan	Original Paper	10	3	2020	1,569
Chicory and red clover silage in diets to finishing pigs—influence on performance, time budgets and social interactions <a href="#">Open Access</a>	Magdalena Presto Åkerfeldt et al.	Original Paper	9	1	2019	1,322
Tensions in future development of organic production—views of stakeholders on Organic 3.0 <a href="#">Open Access</a>	Rebecka Milestad, Elin Rööös, Tove Stenius, Maria Wivstad	Original Paper	10	4	2020	1,319

\* Year = Pricelist Year.

Source: COUNTER usage data on Google BigQuery. Downloads from SpringerLink, Nature.com and BMC Platform.

## 4 Usage

### 4.2 Top 10 Full-Text Article Requests 2020 (all publication years)

Title	Author	Article Types	Volume	Issue	Year*	Article Requests 2020
Feed efficiency, growth performance, and carcass characteristics of a fast- and a slower-growing broiler hybrid fed low- or high-protein organic diets <a href="#">Open Access</a>	Mehdi Rezaei et al.	Original Paper	8	2	2018	5,906
Perspectives on permaculture for commercial farming: aspirations and realities <a href="#">Open Access</a>	Immo Fiebrig, Sabine Zikeli, Sonja Bach, Sabine Gruber	Brief Communication	10	3	2020	4,498
Converting to organic farming as a way to enhance adaptive capacity <a href="#">Open Access</a>	Maëlys Bouttes, Ika Darnhofer, Guillaume Martin	Original Paper	9	2	2019	2,963
Contribution of organic farming to public goods in Denmark <a href="#">Open Access</a>	Lizzie Melby Jespersen et al.	Review Paper	7	3	2017	2,847
Conventional versus organic farming systems: dissecting comparisons to improve cereal organic breeding strategies <a href="#">Open Access</a>	Antonin Le Campion, François-Xavier Oury, Emmanuel Heumez, Bernard Rolland	Review Paper	10	1	2020	2,827
Nematode parasite eggs in pasture soils and pigs on organic farms in Sweden <a href="#">Open Access</a>	Kristina Lindgren et al.	Original Paper	10	3	2020	2,404
To what extent does organic farming promote species richness and abundance in temperate climates? A review <a href="#">Open Access</a>	Karin Stein-Bachinger, Frank Gottwald, Almut Haub, Elisabeth Schmidt	Review Paper	11	1	2021	2,231
Nature-based agriculture for an adequate human microbiome <a href="#">Open Access</a>	Jan Willem Erisman	Original Paper				1,949
Leg health, growth and carcass characteristics in growing-finishing pigs of two different genotypes reared on Swedish organic farms <a href="#">Open Access</a>	A. Wallenbeck, C. Eliasson, N. Lundeheim, K. Nilsson	Original Paper	10	1	2020	1,883
Characteristics of organic dairy major farm types in seven European countries <a href="#">Open Access</a>	A. Wallenbeck et al.	Original Paper	9	3	2019	1,868

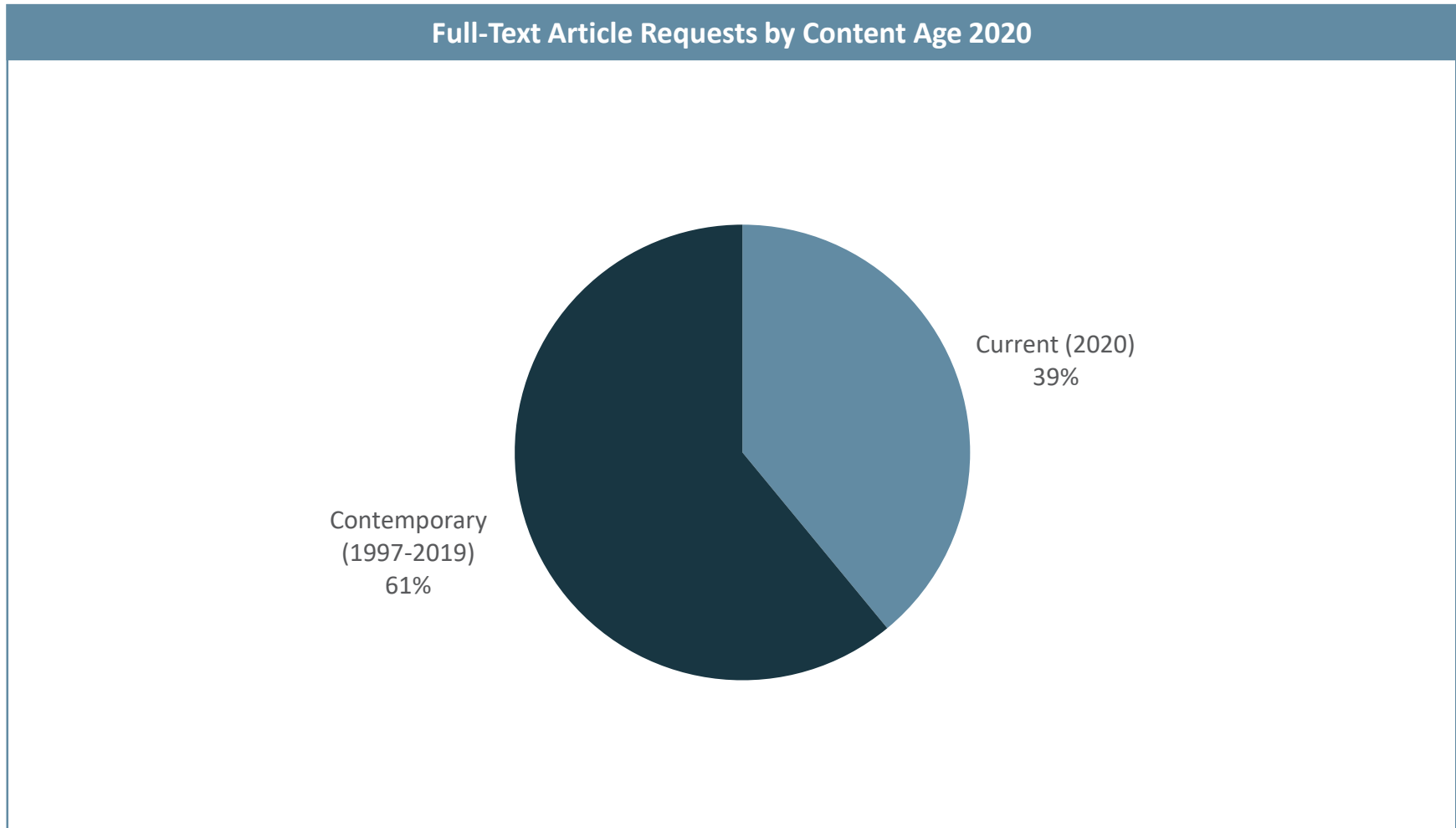
\* Year = Pricelist Year.

Source: COUNTER usage data on Google BigQuery. Downloads from SpringerLink, Nature.com and BMC Platform.



## 4 Usage

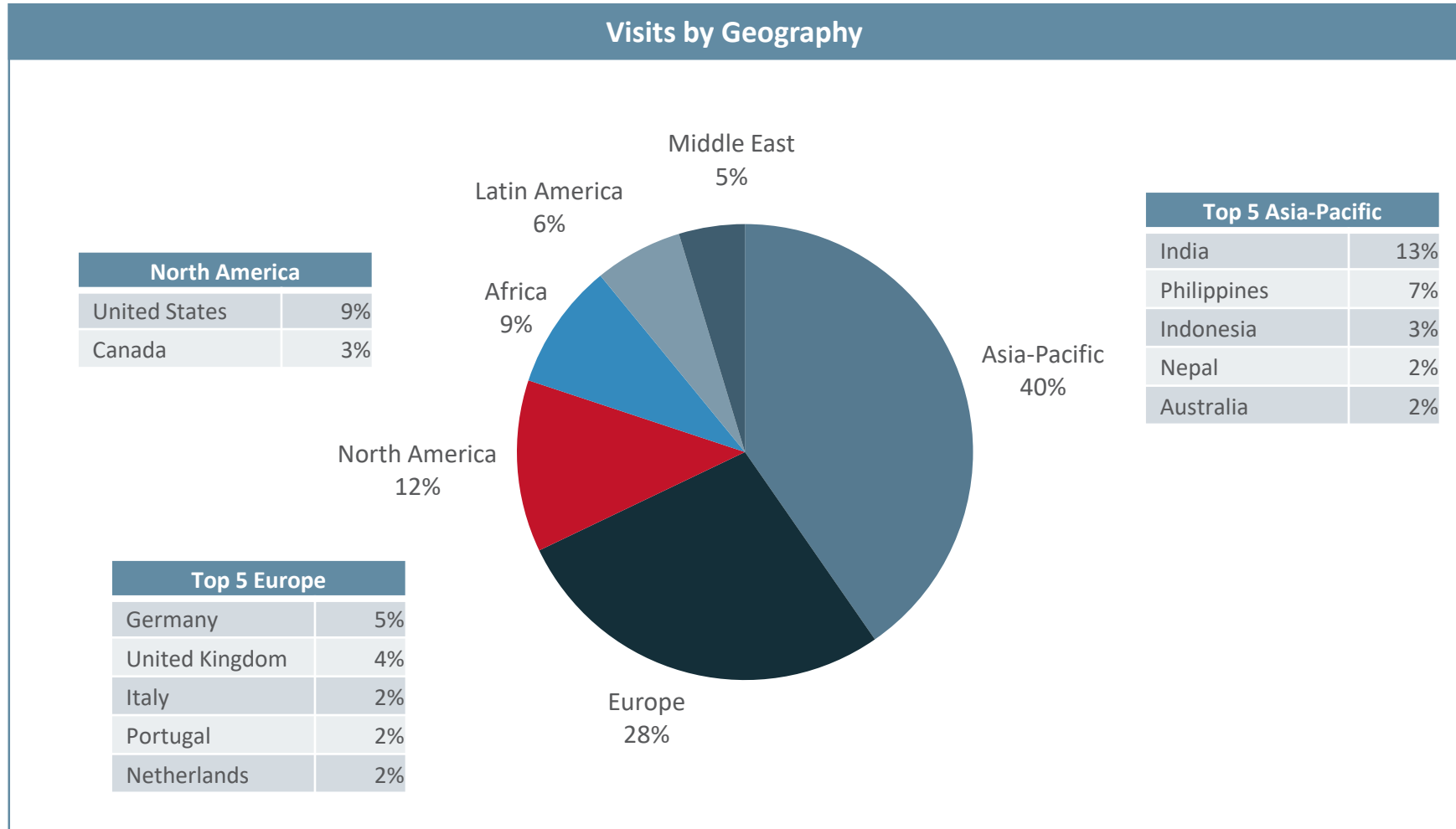
### 4.3 Full-Text Article Requests by Content Age



Source: COUNTER usage data on Google BigQuery. Downloads from SpringerLink, Nature.com and BMC Platform.

## 4 Usage

### 4.4 Visits by Geography



Source: Google Analytics data on Google Big Query.

## 4 Usage

### 4.5 Visitor Referral

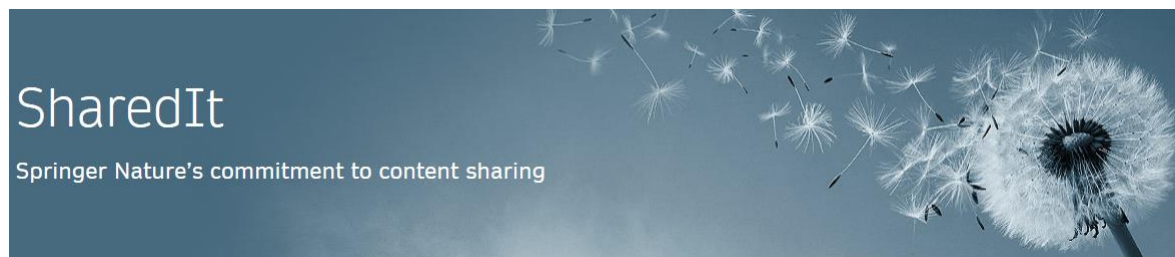
Top 5 Visits by External Referrers	% of Visits
Google	58%
Google Scholar	14%
(Direct)	11%
Springer.Com	4%
Link.Springer.Com	2%
Other	11%

Direct traffic includes every visit for which no referrer information was passed on, such as bookmark traffic, typed URLs, and word-of-mouth initiated traffic such as links in e-mails or instant messaging programs; also included: traffic from 'https' websites).

Source: Google Analytics data on Google Big Query.

## 4 Usage

### 4.6 SharedIt



Springer Nature wants researchers to share content easily and legally. Our Springer Nature SharedIt content-sharing initiative means that links to view-only, full-text subscription research articles can be posted anywhere - including on social media platforms, author websites and in institutional repositories - so researchers can share research with colleagues and general audiences.

NB: The table will also include open access articles that have been shared.

Organic Agriculture					
Peer to Peer Sharing Views (Non-Authors)			Author Sharing Views		
Total 2019	Total 2020	Total 2021 (Jan-Feb)	Total 2019	Total 2020	Total 2021 (Jan-Feb)
49	14	6	213	554	71

	Peer to Peer Sharing Views (Non-Authors)	Author Sharing Views
2021-01	1	58
2021-02	5	13
2021-03		
2021-04		
2021-05		
2021-06		
2021-07		
2021-08		
2021-09		
2021-10		
2021-11		
2021-12		

## 5 Impact

# 5.0

## 5 Impact

### 5.1 Coverage in Abstracting & Indexing (A&I) Services

***Organic Agriculture*** is currently covered by the following (A&I) services:

AGRICOLA; BIOSIS; Biological Abstracts; CAB Abstracts; CNKI; Dimensions; EBSCO Discovery Service; EMBiology; Google Scholar; IFIS Publishing; Institute of Scientific and Technical Information of China; Japanese Science and Technology Agency (JST); Meta; Naver; Norwegian Register for Scientific Journals and Series; OCLC WorldCat Discovery Service; ProQuest Agricultural & Environmental Science Database; ProQuest Central; ProQuest Natural Science Collection; ProQuest SciTech Premium Collection; ProQuest-ExLibris Primo; ProQuest-ExLibris Summon; SCImago; SCOPUS; TD Net Discovery Service; UGC-CARE List (India)

### 5.2 Google Scholar: h5 Index

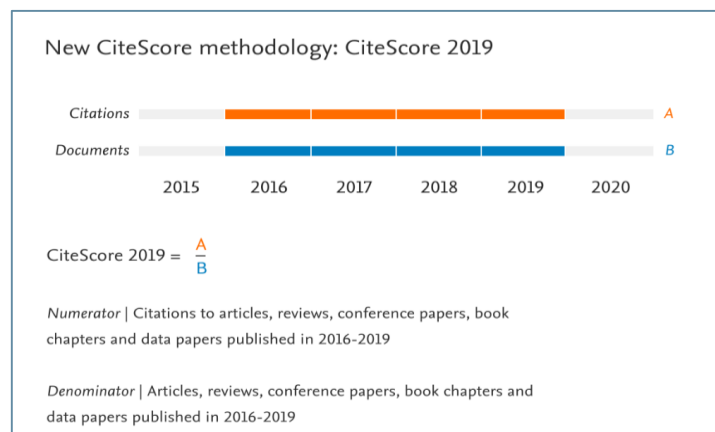
The h5-index is a product of Google Scholar and shows a journal's h-Index based on the journal's articles published in the last 5 calendar years (with an overall minimum of 100 articles published during these years). The variable h is defined as the largest number of articles that have each been cited h times. The h5-Index therefore cannot be dominated by one or a few highly cited articles.

The h5 Index for <i>Organic Agriculture</i>	
Year	h5 Index
2017	11
2018	13
2019	15

## 5 Impact

### 5.3 Metrics based on or related to Scopus

#### 5.3.1 CiteScore - 2019



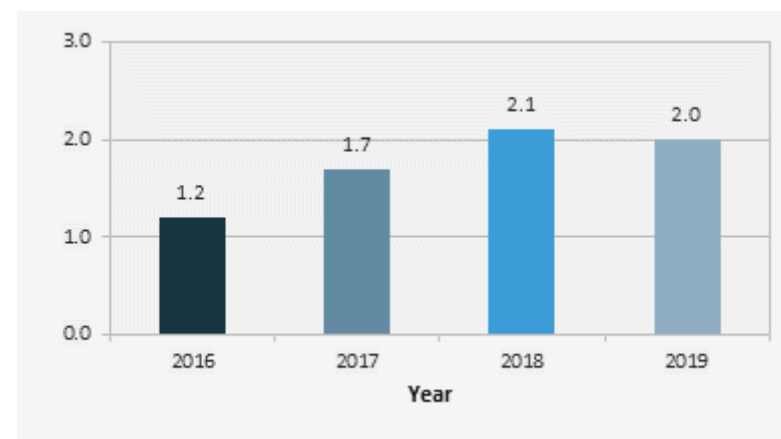
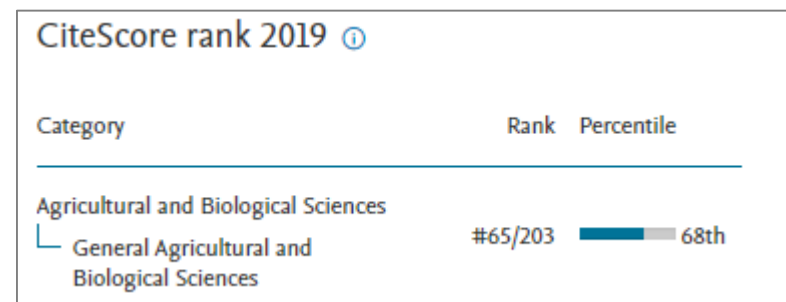
CiteScore is calculated by Elsevier, based on their Scopus database, and offers an alternative to Impact Factors. For the numerator, the 2019 CiteScore counts the citations received in 2016-2019 to documents published in 2016-2019; the denominator is the number of documents published in these years.

For *Organic Agriculture* the CiteScore = 2.0

CiteScore 2019

$$2.0 = \frac{268 \text{ Citations 2016 - 2019}}{131 \text{ Documents 2016 - 2019}}$$

The 4-year CiteScore time window was chosen to fit all subject areas. A 4-year publication window is long enough to capture the citation peak in the majority of disciplines.



Source of graphics: <https://www.scopus.com>

## 5 Impact

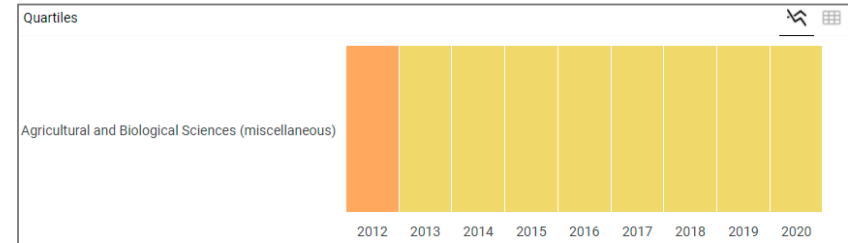
### 5.3.2 SJR

The **Scimago Journal Rank (SJR)**, which is based on Elsevier's Scopus database, is generated by an independent agency, calculating the number of citations in one year to a journal's articles in the preceding three years, weighted by the importance or prestige (calculated by a SJR algorithm) of the citing journals.

Colour legend:

**Top quartile** – **quartile 2** – **quartile 3** – **bottom quartile**

Source: <https://www.scimagojr.com/>

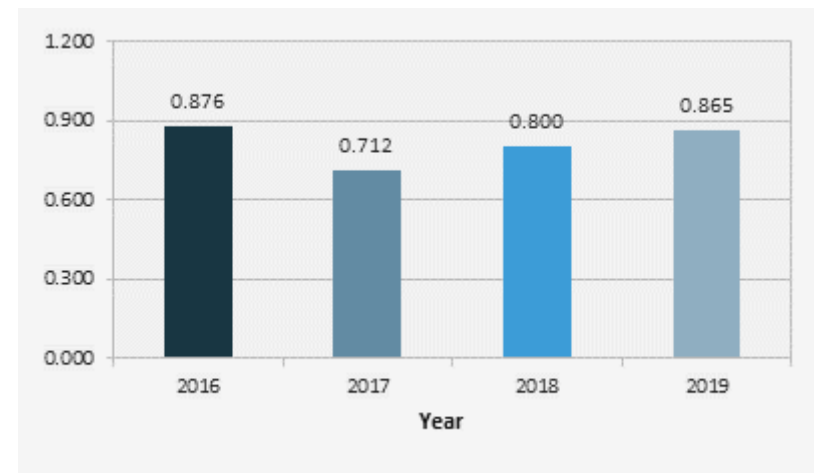


### 5.3.3 SNIP

The calculation of the **Source Normalized Impact per Paper (SNIP)**, also Scopus-based, starts off similarly as for the SJR but then contextualizes and normalizes a journal's citation-based impact by taking into account the total number of citations in a research discipline. Effectively, in a field where reference lists tend to be shorter, each citation counts more (and vice versa). A SNIP value of 1.0 represents the median (not the mean) number of citations for journals in a given field.

For both SJR and SNIP, inaccurate Scopus data will result in inaccurate scores.

For further information on CiteScore, SJR and SNIP, see: <http://www.journalmetrics.scopus.com>

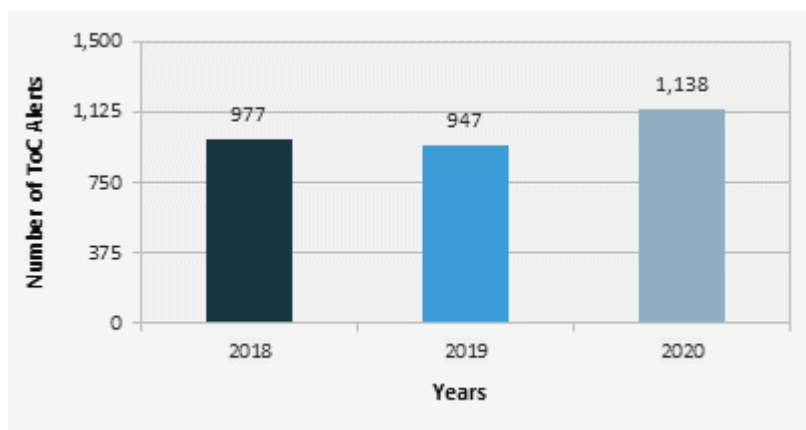




## 5 Alerts / Social Impact

### 5.4 Table of Contents (ToC) Alerts

- The ToC Alerts inform readers when a new issue is available online. Customers can easily register for this free service on the journal's homepage. The email contains direct links to the articles and if the registered ToC Alerts subscribers have access through their institutions, they can link directly to the papers. Nonsubscribers to the journal have access to the abstract and may purchase individual articles.
- In 2017, Springer sent out a total of 21,819,152 ToC Alerts to over 1,693,189 subscribers.
- Readers can easily sign up for the ToC Alerts, by using the *One-click Sign-up*: your exclusive link:  
<http://springer.com/tocsubscription/13165>  
Copy and paste your exclusive link to your website, newsletters and social media accounts.



### 5.5 Social Impact



Additional research-impact indices, known as alternative metrics, are offering new evaluation alternatives. One of those is a researchers' reputation made via their footprint on the social web. Below are the number of article mentions in the social web in the years 2018-2020, provided by Altmetric. They monitor article mentions on Twitter, Facebook, Google+, Reddit, Blogs, news outlets and Faculty of 1000 reviews. Articles can only be counted if the DOI is included in the article.

	2018	2019	2020
News Stories			
Tweets	70	79	287
Facebook posts	1		
Blog Posts	1		1
Google+ posts			
Reddit + posts			
LinkedIn posts			
Videos	1		
Other	4	2	1
<b>Total number of mentions</b>	<b>77</b>	<b>81</b>	<b>289</b>
<b>Total number of research outputs</b>	<b>24</b>	<b>21</b>	<b>57</b>

Run Date: 19<sup>th</sup> May 2021

## 5 Impact

### 5.6 Altmetric Top 10 – 2020

#### How is the Altmetric score calculated? The score is a weighted count

The score is a weighted count of the different sources (newspaper stories, tweets, blog posts, comments) that mention the paper.

Why is it weighted? To reflect the relative importance of each type of source. It's easy to imagine that the average newspaper story is more likely to bring attention to the paper than the average tweet. This is reflected in the default weightings.

News	Blogs	Q&A forums	Twitter	Google+	Facebook
8	5	2.5	1	1	0.25

Score	Article DOI	Title	Author(s)	Publication Date
39	10.1007/s13165-020-00279-2	To what extent does organic farming promote species richness and abundance in temperate climates? A review	KARIN STEIN-BACHINGER, FRANK GOTTWALD, ALMUT HAUB, ELISABETH SCHMIDT	01-02-2020
20	10.1007/s13165-018-0225-y	Converting to organic farming as a way to enhance adaptive capacity	MAËLYS BOUTTES, IKA DARNHOFER, GUILLAUME MARTIN	31-07-2018
17	10.1007/s13165-020-00297-0	Decreasing reactive nitrogen losses in organic agricultural systems	JESSICA SHADE, LAURA CATTELL NOLL, VERENA SEUFERT, JAMES N. GALLOWAY, JAN WILLEM ERISMAN	12-05-2020
12	10.1007/s13165-020-00304-4	Nature-based agriculture for an adequate human microbiome	JAN WILLEM ERISMAN	15-05-2020
9	10.1007/s13165-020-00334-y	Health and welfare in organic livestock production systems—a systematic mapping of current knowledge	MAGDALENA PRESTO ÅKERFELDT, STEFAN GUNNARSSON, GUN BERNES, ISABEL BLANCO-PENEDO	25-11-2020
9	10.1007/s13165-020-00280-9	Cost and return analysis of organic and conventional rice production in Chachoengsao Province, Thailand	SUNEOPORN SUWANMANEERONG, CHANHATHAI KERDSRISERM, NORDEN LEPCHA, HARRY JAY CAVITE, CHRISTOPHER ALMOROTO LLONES	21-01-2020

Run Date: 19<sup>th</sup> May 2021

## 5 Impact

### 5.6 Altmetric Top 10 – 2020(Contd.)

Score	Article DOI	Title	Author(s)	Publication Date
8	10.1007/s13165-019-00257-3	Effects of cover crops, rotation, and biological control products on soil properties and productivity in organic vegetable production in the Northeastern US	ROBERT P. LARKIN	06-07-2019
7	10.1007/s13165-019-00275-1	Promoting soil health in organically managed systems: a review	KATHERINE L. TULLY, CULLEN MCASKILL	21-12-2019
6	10.1007/s13165-020-00331-1	Understanding the factors limiting organic consumption: the effect of marketing channel on produce price, availability, and price fairness	INMACULADA CARMONA, DANIEL M. GRIFFITH, ITZIAR AGUIRRE	29-10-2020
6	10.1007/s13165-019-00272-4	Evaluation of early maturing promiscuous soybean varieties in the irrigated and the rain-fed areas of Sudan	SEIFELDIN ELRAYAH IBRAHIM, DALIA MOHAMEDKHEIR KHOJELY, JOHN J. BREJDA, ABDALLA H. MOHAMED	09-11-2019

Run Date: 19<sup>th</sup> May 2021

Organic Agriculture - 2020 Publisher's Report

# Contact

**Kerri Brown**

*Journal Development Editor*

Tel: +442031922385

[kerri.brown@springernature.com](mailto:kerri.brown@springernature.com)